

# GLOBEX<sup>®</sup>

## EVACUATION SOLUTIONS

RAISING AWARENESS – IMPROVING STANDARDS

**COULD YOU EVACUATE**  
EVERYONE FROM YOUR BUILDING **IN THE EVENT**  
**OF AN EMERGENCY** WITHOUT DEPENDING  
**ON THE FIRE SERVICE ?**

There is a common misunderstanding that it is the responsibility of the emergency services to ensure everyone evacuates from a building safely, but it is not !

New Zealand Law requires building owners, employers and service providers to ensure the safe evacuation of mobility impaired persons in the event of an emergency.

We provide cost effective methods of ensuring the safe evacuation of non-ambulant persons from the upper or lower levels of buildings in the event of an emergency or when lifts can not be used due to maintenance or a power failure.

Our aim is to raise awareness and provide professional market leading products and support services to assist clients to maintain compliance with statutory obligations and provide peace of mind.

GLOBEX is a market leading brand recognized internationally for quality and an ISO 9001 certificated company. Equipment carries the CE mark and some models are also approved by TUV NORD, an independent test house.

### SERVICES:

- Free surveys and demonstrations
- Professional advice
- Same day dispatch
- Delivery and installation
- Certificated training
- Certificated maintenance
- Rental of products
- Personal Emergency Evacuation Plans
- Tailored compliance packages
- Ancillary equipment



### APPLICATIONS:

- Public buildings
- Offices
- Retail premises
- Hospitals
- Educational establishments
- Aviation industry
- Marine industry
- Shopping centres
- Care industry
- Event management
- Emergency Services
- Personal/domestic use

### ADVANTAGES:

- Range of equipment to suit all requirements
- Simple to deploy - ready to use in seconds
- No complicated clips or fastenings
- Easy to operate
- Sturdy yet lightweight stylish design
- Controlled descent with high resistance belts
- Safety brakes on wheels
- Adjustable headrest
- Dust cover and wall bracket included
- Complete support service
- CE and TUV NORD approved equipment
- National and international distribution
- Seminars and webinars to raise awareness

### USERS:

- Disabled
- Elderly
- Injured
- Medical Emergency
- Pregnant Women



### SOME OF THE MANY USERS OF OUR PRODUCTS:

- The Shard
- Queen Elizabeth 2
- National Trust
- Cancer Research UK
- Medical Research Council
- Westminster Abbey
- John Lewis Partnership
- Kings College
- NHS
- H&M
- Barclays Bank
- Decathlon
- Various Councils
- Various Hotel Chains
- Royal Masonic Benevolent Institute
- KPMG
- Royal Air Force
- National Gallery
- Bank of America
- Ministry of Defence
- NEXT
- Lush
- International Air Transport Association (IATA)
- University of Auckland
- Kainga Ora
- Mercy/Ascot Hospitals
- Wellington City Council
- Nelson Museum
- Te Whatu Ora - Health NZ

### SOME COUNTRIES WHERE OUR PRODUCTS ARE AVAILABLE AND USED:

- United Kingdom
- Spain
- France
- Poland
- Italy
- China
- Singapore
- Philippines
- Hong Kong
- United Arab Emirates
- Kuwait
- Qatar
- Netherlands
- Norway
- Saudi Arabia
- Malta
- Turkey
- Australia
- Switzerland
- New Zealand



The **GLOBEX STANDARD EVACUATION CHAIR** enables one person to evacuate a mobility impaired person safely and easily downstairs in the event of an emergency or when lifts cannot be used.

- Designed and manufactured in the UK
- Folds flat for wall mounting
- Wheelchair and downstairs transportation
- One of the lightest evacuation chairs at just 9.5Kg
- Easy to operate
- Telescopic handle with automatic non-pinch clips
- Adjustable headrest /back support
- Double sided fast adjusting waist belt
- Friction controlled high resistance V belts
- Lockable rear wheels
- Includes dust cover and wall bracket
- TUV Approved

 **MADE IN  
BRITAIN**

Stored:

Height 1050mm Width 520mm Depth 210mm

Deployed:

Height 1380mm Width 520mm Depth 810mm

Safe working load:

182kg / 28.6st / 400lbs

Stair type / angle:

Straight /28-40 degrees



The **GLOBEX STANDARD PLUS EVACUATION CHAIR** enables one person to evacuate a mobility impaired person safely and easily downstairs in the event of an emergency or when lifts cannot be used in the same way as our standard evacuation chair with the added benefit of having a carry facility for going up stairs and over

- Designed and manufactured in the UK
- Folds flat for wall mounting
- Wheelchair and downstairs transportation
- One of the lightest carry evacuation chairs at just 11Kg
- Easy to operate
- Telescopic handle with automatic non-pinch clips
- Adjustable headrest /back support
- Double sided fast adjusting waist belt
- Friction controlled high resistance V belts
- Lockable rear wheels
- Includes dust cover and wall bracket
- Carry facility
- TUV Approved

 **MADE IN  
BRITAIN**

Stored:

Height 1100mm Width 600mm Depth 270mm

Deployed:

Height 1350mm Width 620mm Depth 1120mm

Safe working load:

182kg / 28.6st / 400lbs

Stair type / angle:

Straight /28-40 degrees

**STAIRWAY  
ASCENT**



**4 PERSON  
OPERATION**





The **GLOBEX MULTI EVACUATION CHAIR** enables one person to evacuate a mobility impaired person safely and easily downstairs in the event of an emergency or when lifts cannot be used. The MULTI can also be carried upstairs or over obstructions.

- Designed and manufactured in the UK
- Folds flat for wall mounting
- Wheelchair, upstairs and downstairs transportation
- Carry facility for going upstairs and over obstructions
- Easy to operate
- Fixed four-wheel operation
- Footrest with anti-tip feature
- Friction controlled high resistance V belts
- Lockable rear wheels
- Includes dust cover and wall bracket



Stored:

Height 1040mm Width 500mm Depth 300mm

Deployed:

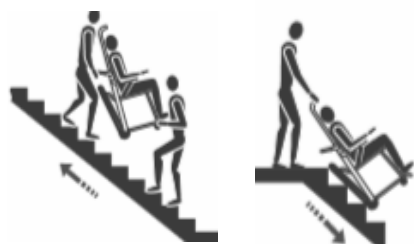
Height 1470mm Width 500mm Depth 920mm

Safe working load:

182kg / 28.6st / 400lbs

Stair type / angle:

Straight /28-42 degrees



The **GLOBEX SPIRAL EVACUATION CHAIR** enables two people to evacuate a mobility impaired person safely and easily up or downstairs in the event of an emergency or when lifts cannot be used.

The SPIRAL is one of the only evacuation chairs suitable for spiral staircases.

- Designed and manufactured in the UK
- Folds flat for wall mounting
- Wheelchair, upstairs and downstairs transportation
- Carry facility for going upstairs and over obstructions
- Easy to operate
- Fixed four-wheel operation
- Stainless steel construction
- Footrest
- Includes dust cover and wall bracket

Stored:

Height 1140mm Width 465mm Depth 400mm

Deployed:

Height 1470mm Width 465mm Depth 785mm

Safe working load:

159kg

Weight:

14.5kg



 **MADE IN  
BRITAIN**





The **GLOBEX STAIR CLIMBER** is our battery powered chair that enables one person to provide access and egress for a physically impaired person safely and easily up and down stairs in the event of an emergency or when lifts can not be used or where a lift is not provided.

- Telescopic handle
- Fixed four wheels
- Adjustable headrest
- Power controlled high resistance belts
- Lockable rear wheels

Operation:

Downstairs, upstairs and  
wheelchair transportation

Construction: Aluminium

Loading weight: 180kg




The **GLOBEX EVACUATION SLEDGE** enables two people to evacuate a physically impaired person safely and easily down stairs in the event of an emergency or when lifts can not be used. Ideal for care homes, domestic use and where people are unable to use evacuation chairs.

- Dual foam provides protection and comfort
- Safety belts and foot pocket to hold the patient safely and securely in place
- Tough slippery coated underside to assist transfer over floor surfaces and stairs
- Comes complete with wall mounting storage pouch for rapid deployment
- Dimensions (LxWxD) - 1900 x 600 x 40mm
- Maximum capacity 95kg



 **MADE IN  
BRITAIN**




The **GLOBEX EVACUATION MAT** enables two people to evacuate a physically impaired person safely and easily downstairs in the event of an emergency or when lifts can not be used. Ideal for care homes and where people are unable to use evacuation chairs.

- Compact storage
- Colour coded safety belts
- Integrated foot pocket to hold the patient safely and securely in place
- Tough slippery coated underside to assist transfer over floor surfaces and stairs
- Maximum capacity 150kg





Simply owning equipment does not mean compliance, it is essential there are suitable and sufficient procedures in place, trained operators and equipment is maintained.



Our certificated trainer and operator training courses provide attendees with the necessary knowledge and ability to operate evacuation equipment correctly.

We also provide speakers at seminars and events to raise awareness of the need for a safe evacuation for all users of buildings.

To ensure clients meet with their Health & Safety requirements, we provide certificated maintenance checks of all types and makes of evacuation equipment.

Our compliance packages provide peace of mind that clients are meeting their statutory obligations at discounted fixed prices for 3-5 years, this package also adds additional years to our 5-year warranty on all our evacuation chairs.





If you need to protect your evacuation equipment from theft battery operated anti-theft alarms are available

To complement our range of evacuation equipment we also supply a range of lightweight ramps that are quick and easy for deployment to assist with providing access and egress for doorways and steps.

Technical details available upon request





Contact us today for all your evacuation requirements  
including a FREE survey and product demonstration.

**EXCLUSIVE REGIONAL PARTNER:**

**GLOBEX EVACUATIONS (NZ) LIMITED**

**PO BOX 35318, BROWNS BAY  
AUCKLAND, 0753**

**Mobile: 022 044 3940 | Email: [sales@globexchairs.co.nz](mailto:sales@globexchairs.co.nz)**

Head Office - Unit 1 Hitch's Yard, Church Street, Ware, Herts, SG12 9ES

T: 01920 449 123 – T: 01920 449023 - T: 01920 449020

E: [info@globexevacuation.com](mailto:info@globexevacuation.com) W: [www.globexevacuation.com](http://www.globexevacuation.com)

